



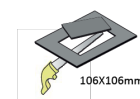
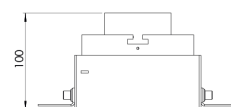
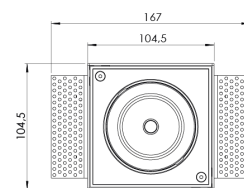
Product Family	Alton
Adjustability	Adjustable: 30° & 30°
Color	White- Black- Gray- RAL
Mounting Type	Trimless Adjustable
Body	Die-cast aluminium body with electrostatic powder coated

Light Source	COB LED
Color Temperature	2700-3000-4000-5000-6500K
Color Rendering Index	CRI>80,CRI>90
Power	14 W
Power Factor	Pf>90
Luminaire Efficiency	103lm/W
Light Beam Angle	15°,24°,36°,60°
Lumen	1442 lm
Operating Voltage	220-240V AC / 50-60 Hz
Light Source Lifetime	50.000 hours Led lifetime
Optic	High efficiency reflector and PC glass

Control Type	On/Off- Dali
Electrical Insulation Class	Class II
Optional Features	Emergency kit system can be integrated

Sealing	IP20
Weight	0,75 Kg
Dimensions	104,5 x 100mm

DIMENSIONS



Lumen value is given according to 4000K value.

Luminaire is F-marked and suitable for direct mounting on normally flammable surfaces.

All components are provided with 5 year limited guarantee. A qualified electrician must ensure proper installation of the product.