

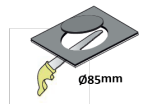
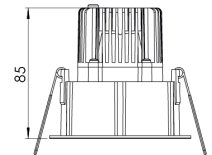
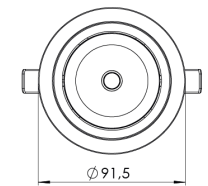
<b>Product Family</b>	Elda
<b>Adjustability</b>	Adjustable: 30°&30°
<b>Color</b>	White- Black- Gray- RAL
<b>Mounting Type</b>	Adjustable Recessed Mounted
<b>Body</b>	Die-cast aluminium body with electrostatic powder coated

<b>Light Source</b>	COB LED
<b>Color Temperature</b>	2700-3000-4000-5000-6500K
<b>Color Rendering Index</b>	CRI>80,CRI>90
<b>Power</b>	14 W
<b>Power Factor</b>	Pf>90
<b>Luminaire Efficiency</b>	100lm/W
<b>Light Beam Angle</b>	15°,24°,36°,60°
<b>Lumen</b>	1400 lm
<b>Operating Voltage</b>	220-240V AC / 50-60 Hz
<b>Light Source Lifetime</b>	50.000 hours Led lifetime
<b>Optic</b>	High efficiency reflector and PC glass

<b>Control Type</b>	On/Off – Dali
<b>Electrical Insulation Class</b>	Class II
<b>Optional Features</b>	Emergency kit system can be integrated

<b>Sealing</b>	IP20
<b>Weight</b>	0,45 Kg
<b>Dimensions</b>	Ø91,5 x 85mm

#### DIMENSIONS



Lumen value is given according to 4000K value.

Luminaire is F-marked and suitable for direct mounting on normally flammable surfaces.

All components are provided with 5 year limited guarantee. A qualified electrician must ensure proper installation of the product.